

Leveraging House Bill 8 to Align with Regional Workforce Needs

Ray Martinez III, J.D.

President & CEO

Jacob Cottingham, M.P.Aff.

Senior Director, Government Relations



Texas Association of
Community Colleges

TEXAS — BY THE — NUMBERS



8 LARGEST ECONOMY 8TH IN THE WORLD*

*IF TEXAS WERE A NATION

#1 U.S. EXPORTER FOR 21 YEARS IN A ROW IN 2022



26 COMMERCIAL AIRPORTS

19 SEA PORTS

NO PERSONAL OR CORPORATE INCOME TAX



22 INTERSTATE HIGHWAYS

34 FOREIGN TRADE ZONES



TEXAS IS THE LARGEST ENERGY-PRODUCING STATE IN THE NATION

58 FREIGHT RAILROADS

367 MILES OF COASTLINE

TEXAS IS THE LEADING DESTINATION FOR COMPANIES RELOCATING FROM OTHER STATES



NUMBER 1 JOBS CREATOR

IN 2022, TEXAS ADDED 650,100 JOBS

MORE THAN
15 MILLION
PEOPLE IN THE CIVILIAN LABOR FORCE



90% GRADUATION RATE



TEXAS' HIGH SCHOOL GRADUATION RATE IS AMONG THE TOP 5 HIGHEST IN THE NATION, WITH A 90% COMPLETION RATE

TEXAS LED THE NATION IN HIGH TECH EXPORTS FOR THE 10TH CONSECUTIVE YEAR

IN 2022



THE LONE STAR STATE IS HOME TO
55 FORTUNE 500 COMPANY HQs



Texas Economic Development & Tourism | Office of Governor Greg Abbott
512.936.0100 | gov.texas.gov/business | [f](#) [@](#) [i](#) [v](#) [t](#) [n](#) @TexasEconDev

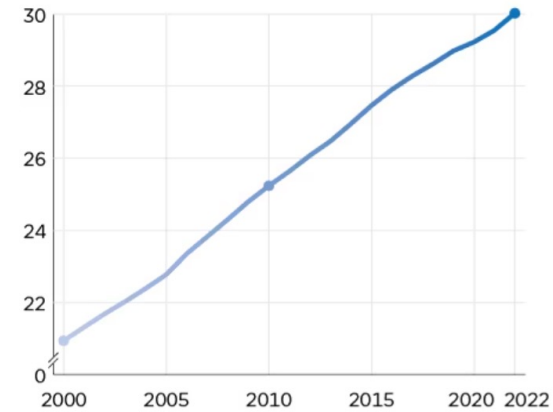
Revised: October 2023



In 2022, Texas gained more residents than any other state, breaking the **30 million** threshold.

A Closer Look at the Population of Texas: 2000–2022

Texas Population
(In millions)



The population of Texas increased by **43.4%**, making it the **fourth fastest-growing state** between 2000 and 2022.

Top 5 Fastest-Growing Counties in Texas

	July 1, 2000	July 1, 2022	Percent change
Rockwall County	43,755	123,208	182.6
Hays County	99,267	269,225	171.2
Williamson County	255,379	671,418	162.9
Fort Bend County	358,738	889,146	147.9
Kaufman County	72,270	172,366	138.5

Texas gained more residents (**9,085,073**) than any other state between 2000 and 2022.

Top 5 Largest-Gaining Counties in Texas

	July 1, 2000	July 1, 2022	Numeric change
Harris County	3,414,239	4,780,913	1,366,674
Tarrant County	1,456,919	2,154,595	697,676
Bexar County	1,398,834	2,059,530	660,696
Collin County	499,118	1,158,696	659,578
Denton County	438,791	977,281	538,490

412,958
Average number of residents added annually since 2000.

Source: U.S. Census Bureau, 2000–2010 Intercensal Estimates (2000–2009), Vintage 2020 Estimates (2010–2019), and Vintage 2022 Estimates (2020–2022).

All Eyes ON TEXAS

Community Colleges Focus on Preparing
the Workforce of Tomorrow

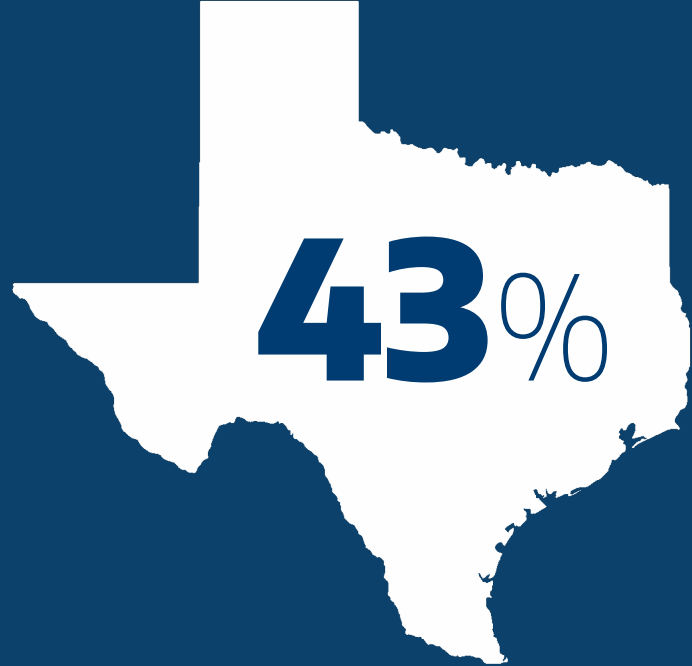


“Many of the more than 4 million jobs the state expects to add in the next 15 years will require a bachelor’s degree or more. But there will also be continued need for what some call “middle-tier” workers—those **with more than a high school diploma but less than a four-year college degree.**”

Texas Higher Education Enrollments

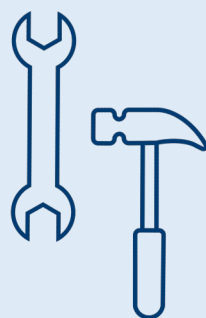
Sector	Certified 2020 Enrollment	Certified 2021 Enrollment	Certified 2022 Enrollment	Preliminary 2023 Enrollment	Fall 2022 to Fall 2023 Percent Change	Fall 2019 to Fall 2023 Percent Change
Public Universities	667,046	665,213	666,322	677,462	1.7%	3.0%
Public Community Colleges	650,499	639,546	642,290	665,096	3.6%	-8.4%
Public State and Technical Colleges	23,106	25,818	27,064	28,813	6.4%	38.5%
Health-related Institutions	30,528	31,548	31,245	31,862	2.0%	7.2%
Independent Colleges Universities	125,373	128,242	127,741	129,237	1.2%	2.6%
Total	1,496,552	1,490,367	1,494,662	1,532,470	2.5%	-1.8%





Texas community colleges enroll 43% of all postsecondary students in the state.

Our colleges:



Award

93%

of all career and technical education degrees & certificates



Enroll

94%

of all dual credit enrollments in the state

Provide a pathway for transfer



69%

of all FY2021 bachelor's degree graduates had **some transfer** credits from a two-year college

34%

of all FY2021 bachelor's degree graduates had **more than 30 transfer credit hours** from a two-year college

Access to Higher Education is Our Mission

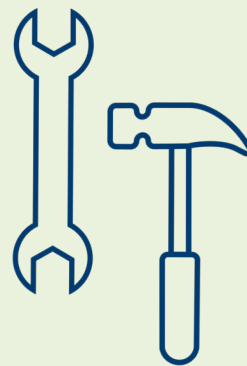
Texas Ranks 6th in AFFORDABILITY

Average Tuition & Fees
Public, two-year, 30 SCH

Rank	State	\$\$\$
1	California	\$1,285
3	Arizona	\$2,160
5	Florida	\$2,506
6	TEXAS	\$2,828
**National Avg.		\$3,501

28%

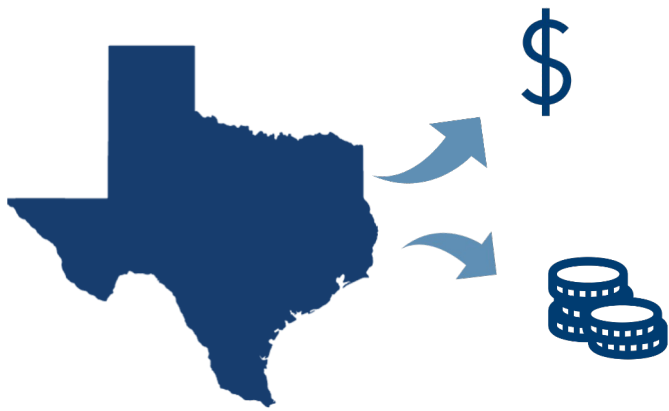
of students are
enrolled in
DUAL CREDIT



24%

of students enrolled in 2022 were
in **WORKFORCE PROGRAMS**

Texas community colleges are currently funded through 3 main sources of revenue



State Appropriations



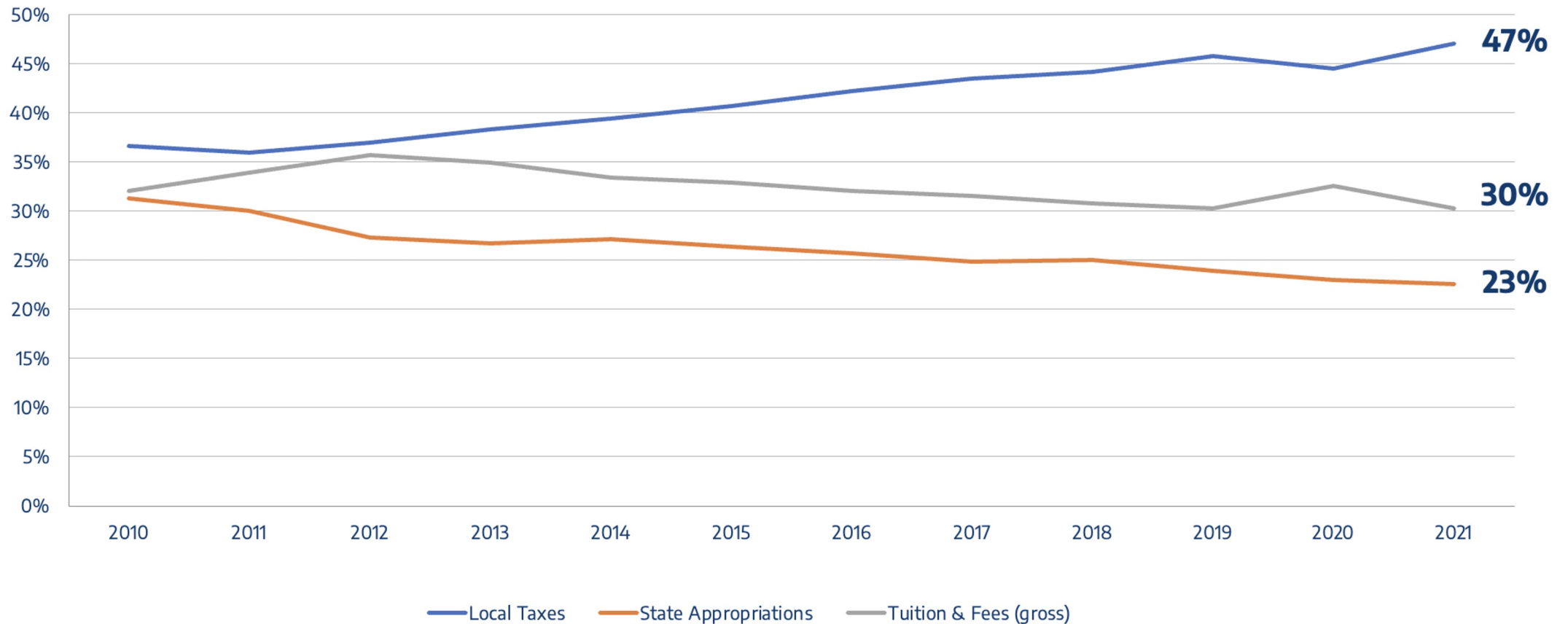
Local Property Taxes



Tuition & Fees

Funding streams have significantly changed

Relative composition of primary revenue sources, 2010-2021



Enactment of House Bill 8



Texas Association of
Community Colleges

Three Major Themes from Commission Recommendations



**State Funding for
Outcomes**

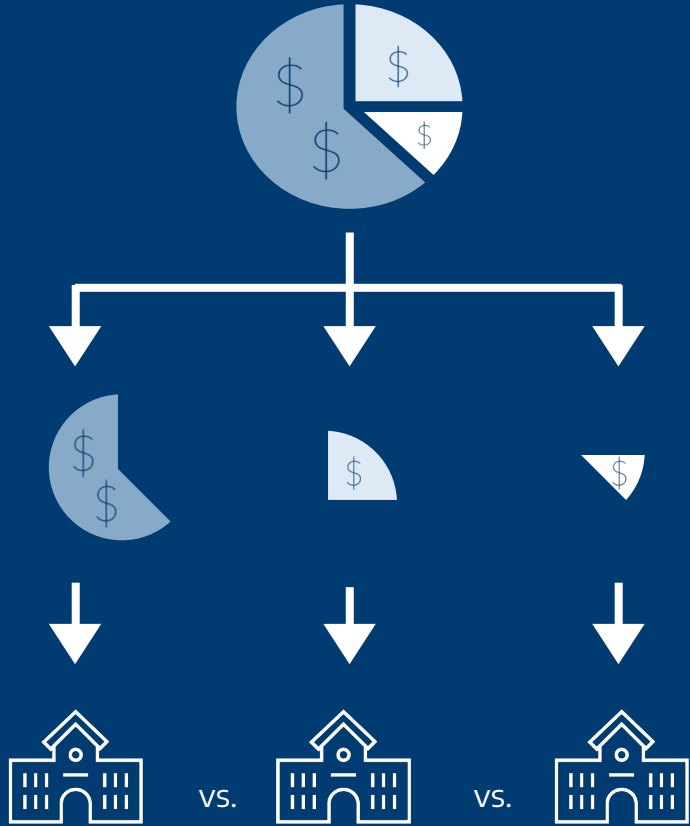


**Affordability for
Students**

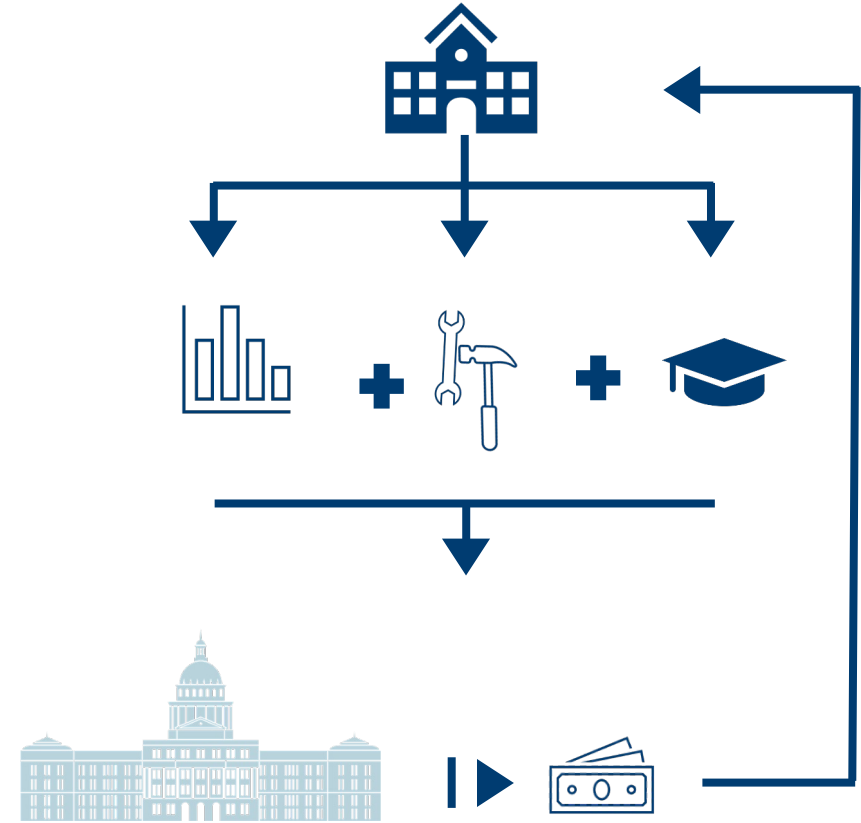


**Investments in
College Capacity**

Static Formula

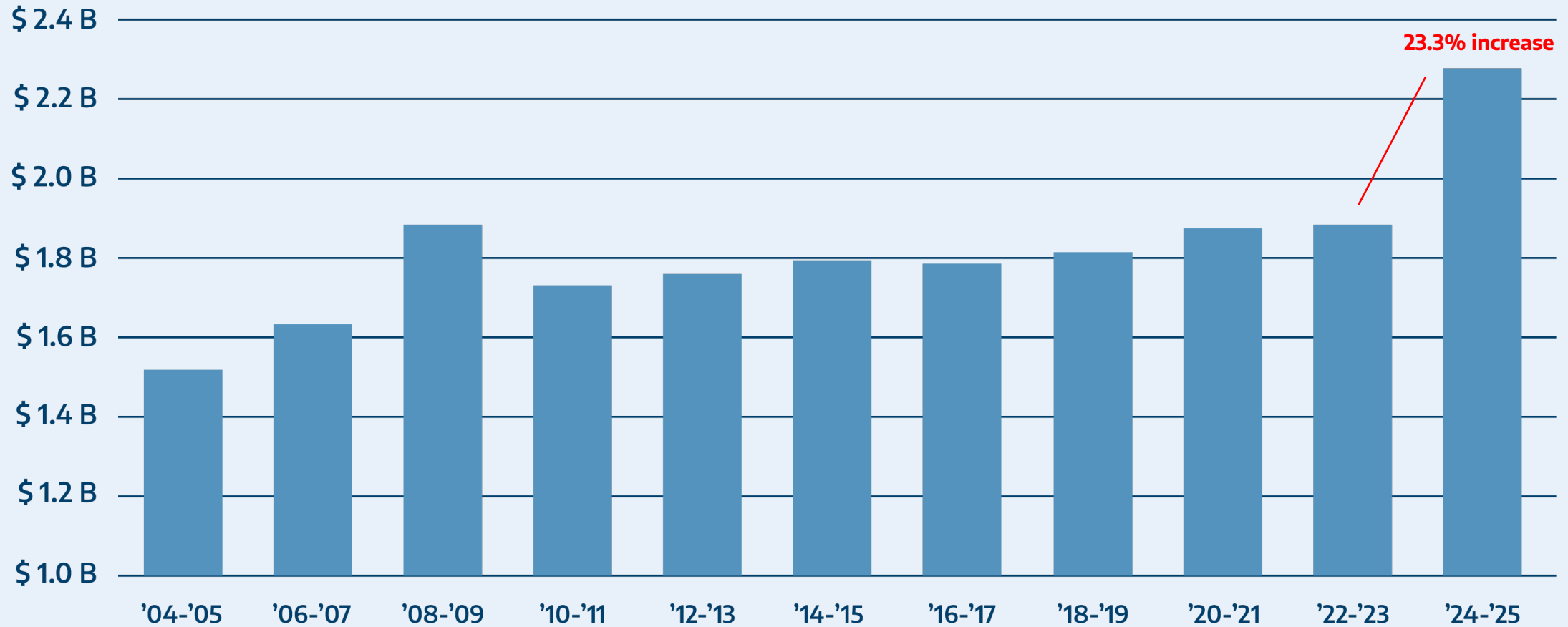


Dynamic Formula





This is a **historic opportunity** to transition from a funding model that is static and merely redivides the same pie, to one that provides colleges with predictable funding based on outcomes.

State Investment in Community Colleges



Source: Fiscal Size Up, Legislative Budget Board

Key Components of House Bill 8



Financial Aid for Swift Transfer (FAST)

A new financial aid program that would allow “educationally disadvantaged” students to enroll in dual credit classes at no cost to them.




Shared Services

Encourages public junior colleges to participate in institutional collaborations that help students afford college, complete credentials, and transfer.



Performance Tier

The funding level that constitutes the majority of state funding and is comprised of measurable outcomes.



Base Tier

The funding level that ensures each public junior college has access to a defined level of funding for instruction and operations.



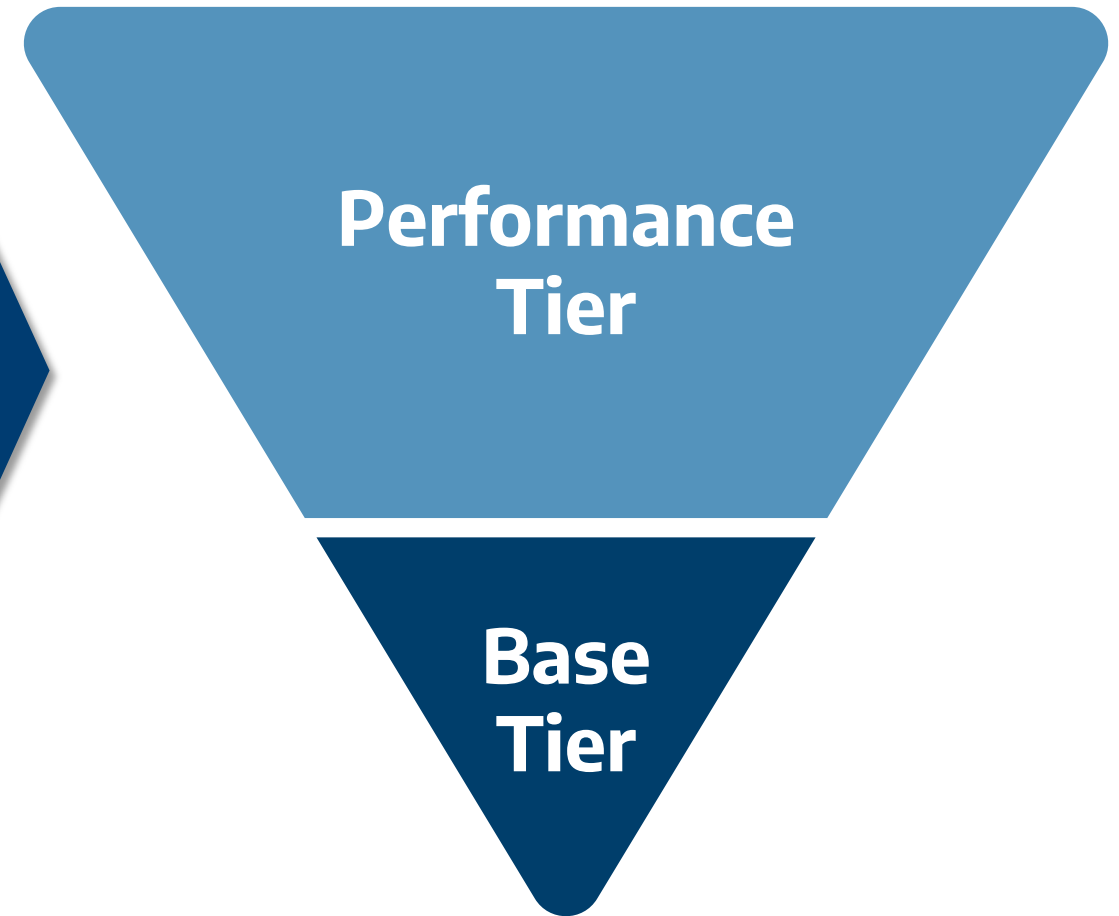
Community College Standing Advisory Committee (SAC)

A group of community college leaders that will provide advice and counsel to the Texas Higher Education Coordinating Board during implementation.

Legacy Funding Model

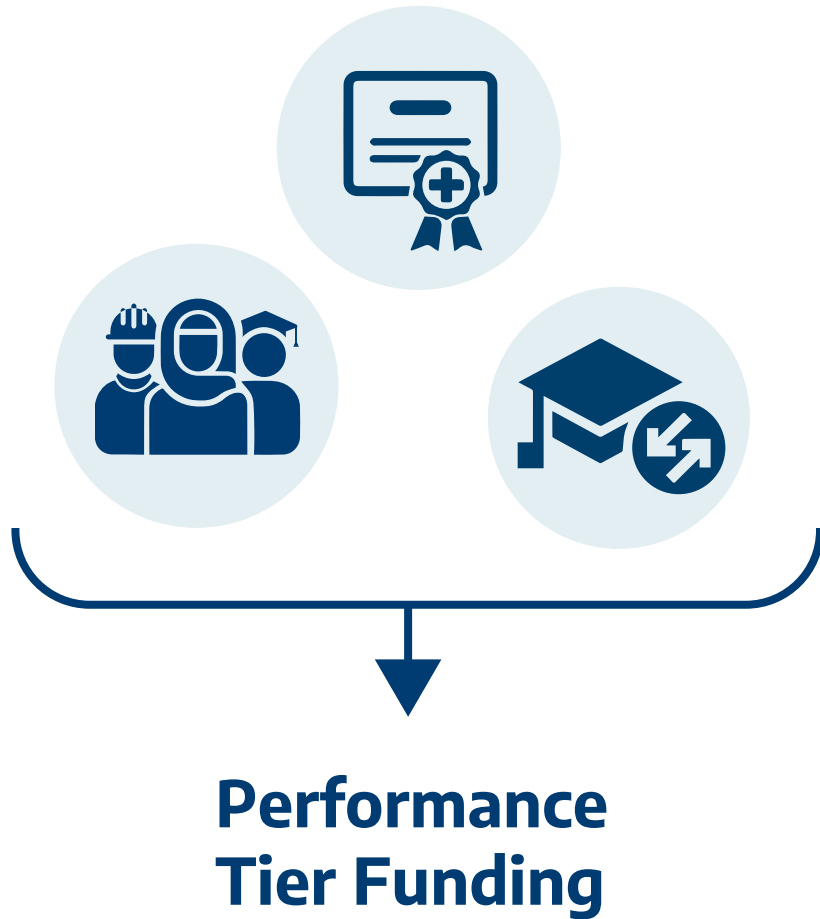


HB 8 Funding Model



Historic opportunity transition from a funding model primarily based on contact hours to one primarily based on **dynamic outcomes**.

Performance Tier



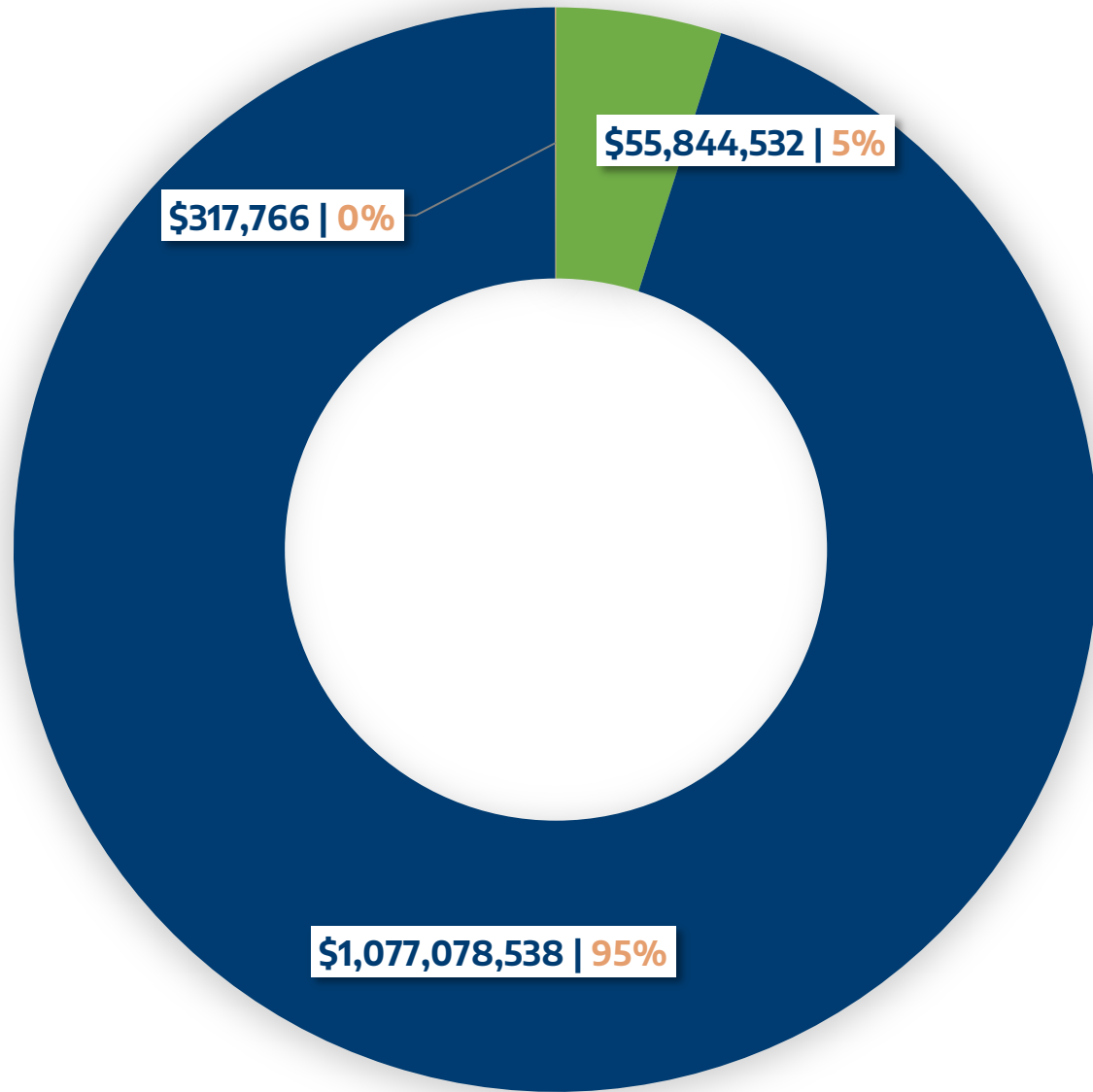
Outcomes

- **Credentials of value**, including credentials from credit and non-credit programs
- Credentials of value awarded in **high-demand fields**
- Students who **transfer with at least 15 SCH** to four-year universities
- Students who complete a **sequence of at least 15 SCH in dual credit** courses

Weights

- Economically disadvantaged
- Academically disadvantaged
- Adult learners (25 years of age or older)

Texas Community College Formula Funding - Fiscal Year 2024



- Base Tier
- Performance Tier
- Hold Harmless

Opportunity for Partnerships with Workforce Boards



Texas Association of
Community Colleges

High Demand Fields Examples

The list of high-demand fields for FY 24 was assembled from a list of the 25 occupations that provide at least a median wage, require education or training beyond high school but below a bachelor's degree, and are projected to experience the most growth in each of the 10 higher education regions. **These 25 occupations are based on data from the Texas Workforce Commission.**



Computer and Information Sciences and Support Services

Engineering/Engineering-Related Technologies/Technicians

Building/Construction Finishing, Management, and Inspection

Health and Medical Administrative Services

Heating, Air Conditioning, Ventilation and Refrigeration
Maintenance Technology/Technician

Dental Support Services and Allied Professions

Texas Reskilling & Upskilling through Education (TRUE)



The goal of the TRUE Grant Program is to support public higher education institutions to create, redesign and expand short-term workforce education and training programs in high-demand occupations.

Developed and provided in collaboration with workforce stakeholders, these programs **support credentials of value and strong employment outcomes.**

The newest round of funding for TRUE was announced October of this year, using funds allocated from the 88th Texas Legislature (\$12.5M).

Thank you



For further information, please visit:

Texas Association of Community Colleges

<https://tacc.org/>

Ray Martinez III, J.D.

ray.martinez@tacc.org

512-653-3331

Jacob Cottingham, M.P.Aff.

jcottingham@tacc.org

512-925-5653